

Scaled data based on original data using
LM-79-08 Approved Method: Electrical and Photometric Measurements of Solid-
State Lighting Products

Test Report Prepared for
Cooper Lighting Solutions
(formerly Eaton)

Brand: STREETWORKS

Report Number: P636099

Luminaire Tested: **IFLD-S-SA2A-950-U-22-VI**

Issue Date: 01/17/2023

Test Information

Test Method: LM-79-08
Report Number: P636099
Test Lab: INNOVATION CENTER(G2)
Issue Date: 01/17/2023
Manufacturer: COOPER LIGHTING SOLUTIONS (FORMERLY EATON)
Product Line: STREETWORKS
Catalog Number: IFLD-S-SA2A-950-U-22-VI
Description: Infrastructure Flood – Middle Tier Light Square Luminaire w/ Nema 2 distribution lens and Visor
Light Source: (32) 5000K CCT, 90 CRI LEDs
Ballast/Driver: ELECTRONIC DRIVER

Summary

Lumens per Lamp: N/A
Luminaire Lumens: 6339.1 lumens
Efficiency: N/A
Efficacy: 99.4 lumens/watt
Luminous Opening: Rectangular (W 1' x L: 0.5' x H: 0')
IES Classification: Type V - Short
BUG Rating: B4 - U0 - G0

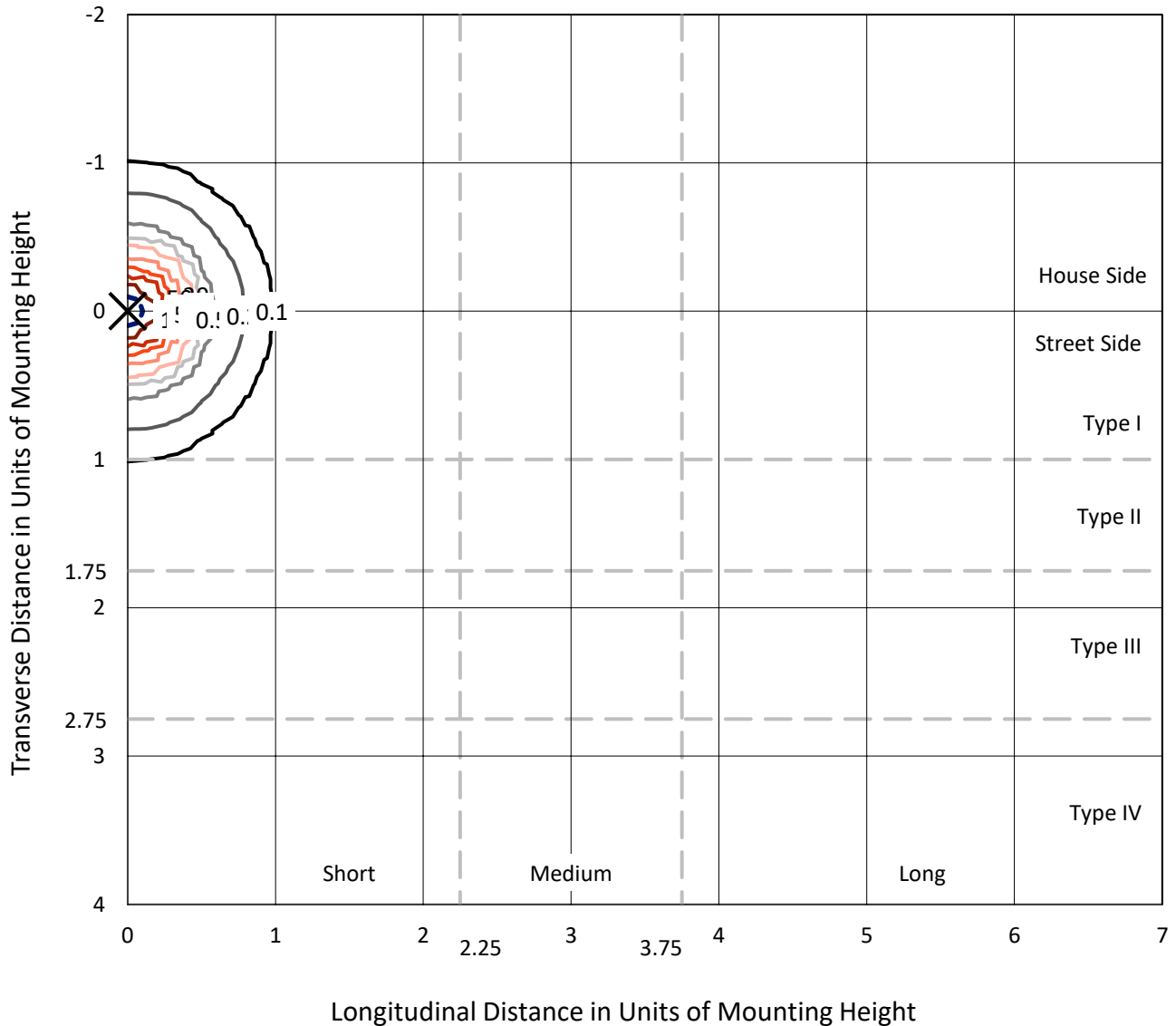
Input Watts (W): 63.8
Input Voltage (V): 120
Input Current (Ain): NR
Voltage Rise (V): NR
Power Factor: NR
Total Harmonic Distortion (THDi): NR
Frequency (hertz): 60
Stabilization Time: NR
Operation Time: NR
Ambient Temperature (°C): NR
Test Distance: 25 FT



REPORT NUMBER: P636099
 CATALOG NUMBER: IFLD-S-SA2A-950-U-22-VI

Iso-Footcandle Lines of Horizontal Illumination

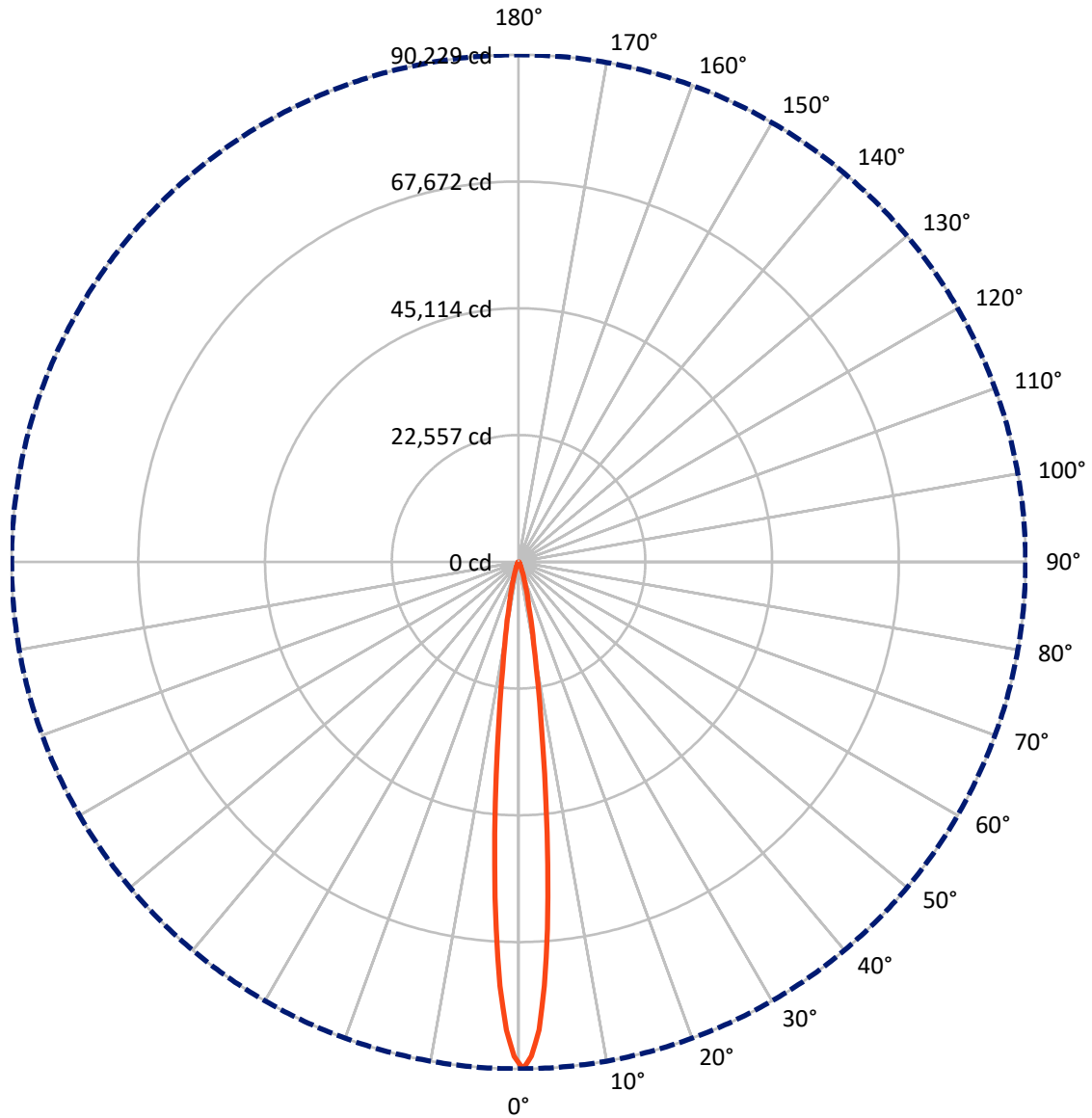
✕ Max cd
 - - - 1/2 Max cd



Based on 20 foot mounting height. Maximum calculated value = 225.6 fc
 Type V - Short - N/A

REPORT NUMBER: P636099
CATALOG NUMBER: IFLD-S-SA2A-950-U-22-VI

Luminous Intensity Polar Plot



— Vertical Plane Through 0-Deg Lateral - - - Horizontal Cone Through 0-Deg Vertical

REPORT NUMBER: P636099
 CATALOG NUMBER: IFLD-S-SA2A-950-U-22-VI

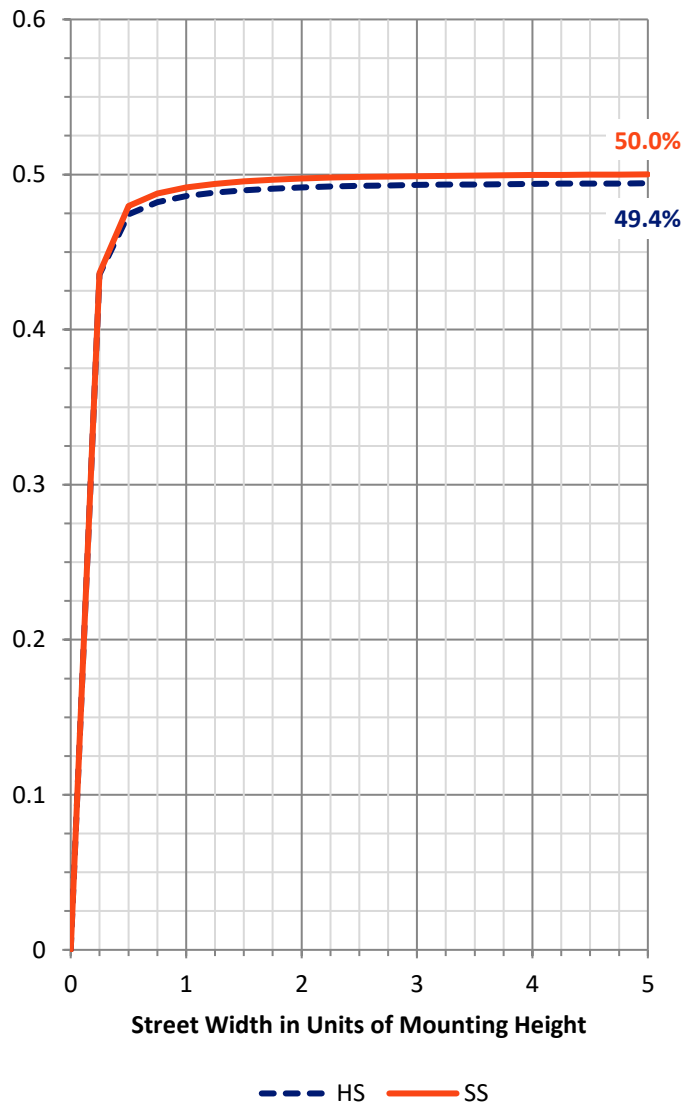
FLUX DISTRIBUTION:

		Downward	Upward	Total
House Side	Lumens	3169.5	0.0	3169.5
	% Fixture	50.0	0.0	50.0
Street Side	Lumens	3169.5	0.0	3169.5
	% Fixture	50.0	0.0	50.0
Total	Lumens	6339.1	0.0	6339.1
	% Fixture	100.0	0.0	100.0

Coefficient of Utilization

ZONAL LUMENS:

Zone	Lumens	% Fixture
0°-10°	3864.2	61.0
10°-20°	1731.2	27.3
20°-30°	386.6	6.1
30°-40°	126.2	2.0
40°-50°	87.0	1.4
50°-60°	65.8	1.0
60°-70°	45.0	0.7
70°-80°	23.7	0.4
80°-90°	9.5	0.1
90°-100°	0.0	0.0
100°-110°	0.0	0.0
110°-120°	0.0	0.0
120°-130°	0.0	0.0
130°-140°	0.0	0.0
140°-150°	0.0	0.0
150°-160°	0.0	0.0
160°-170°	0.0	0.0
170°-180°	0.0	0.0
0°-90°	6339.1	100.0
0°-180°	6339.1	100.0

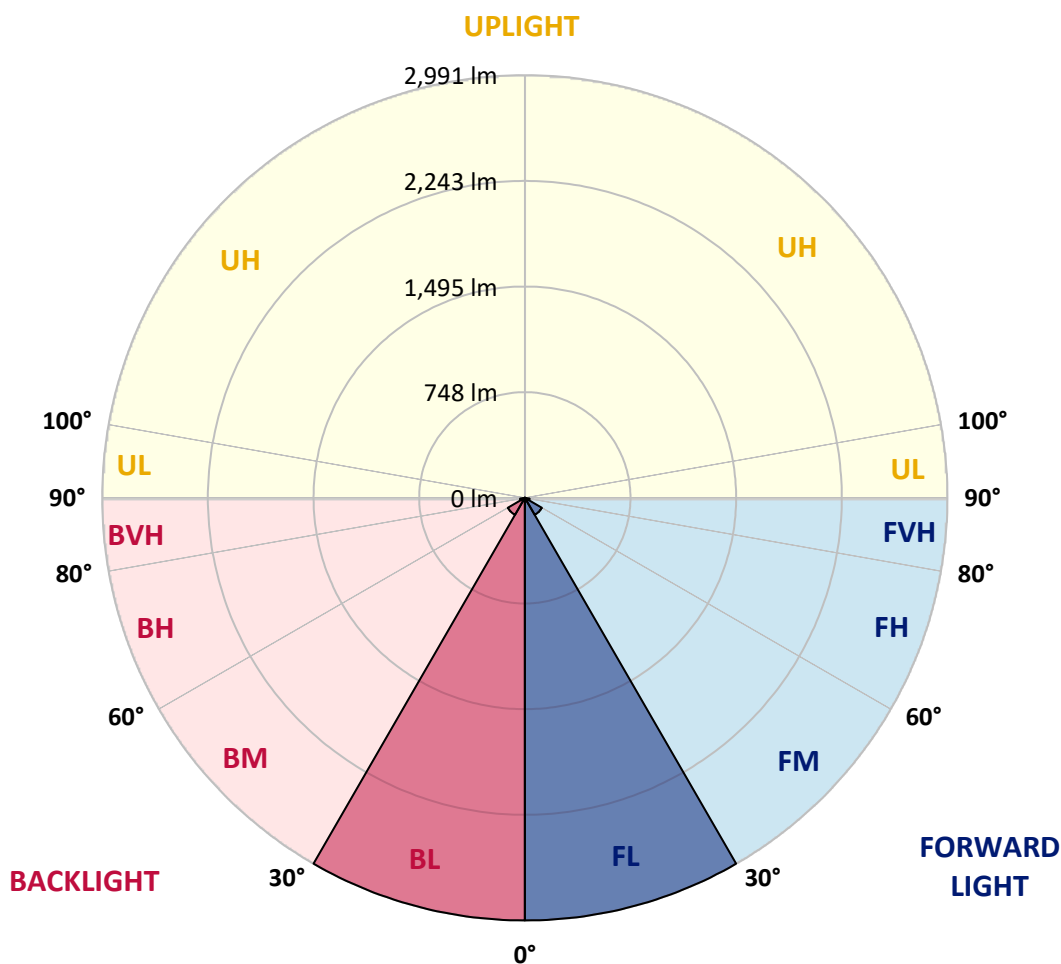


REPORT NUMBER: P636099
 CATALOG NUMBER: IFLD-S-SA2A-950-U-22-VI

LUMINAIRE CLASSIFICATION SYSTEM LUMEN TABLE AND BUG RATING:

Zone	Lumens	% Fixture	Zone Rating/Lumen Limit		
			B	U	G
FL (0°-30°)	2991.0	47.2			
FM (30°-60°)	139.5	2.2			
FH (60°-80°)	34.3	0.5			G0/660
FVH (80°-90°)	4.7	0.1			G0/10
BL (0°-30°)	2991.0	47.2	B4/5000		
BM (30°-60°)	139.5	2.2	B0/220		
BH (60°-80°)	34.3	0.5	B0/110		G0/660
BVH (80°-90°)	4.7	0.1			G0/10
UL (90°-100°)	0.0	0.0		U0/0	
UH (100°-180°)	0.0	0.0		U0/0	

BUG Rating: B4-U0-G0
 Type V Short





REPORT NUMBER: P636099
 CATALOG NUMBER: IFLD-S-SA2A-950-U-22-VI

CANDELA DISTRIBUTION (FULL):

	0°	5°	15°	25°	35°	45°	55°	65°	75°	85°
0°	90228.8	90228.8	90228.8	90228.8	90228.8	90228.8	90228.8	90228.8	90228.8	90228.8
1°	87988.7	88108.4	87975.1	88648.1	88925.8	89070.4	89087.3	89466.7	89174.2	89255.5
2°	83351.4	83617.9	83171.9	83603.2	84465.8	84792.1	84260.3	84917.5	84682.6	84819.2
3°	75559.4	75885.7	75269.2	75796.5	76906.4	77154.8	76283.1	77216.9	77193.2	77389.6
4°	65515.9	66045.4	65164.7	65789.1	66280.3	67145.2	66300.6	67363.1	67342.8	67683.8
5°	54115.2	54687.6	53922.1	54570.2	55035.4	55357.2	55047.8	56223.2	56297.8	56650.0
6°	42959.5	43493.6	42638.8	43257.6	43994.9	44127.0	44046.8	45058.5	45283.2	45008.8
7°	33061.7	33194.9	33060.5	33622.8	34214.5	34235.9	34339.8	35229.6	35427.2	35332.3
8°	25320.4	24710.7	25234.6	25532.7	25715.6	26555.7	26617.8	27066.1	27429.6	27455.6
9°	19274.0	18709.5	19315.8	19434.4	19854.4	20600.7	20507.0	20997.1	21225.1	21210.5
10°	14694.3	14407.5	14711.3	14842.2	15187.7	15820.1	15929.6	16154.3	16323.6	16434.3
12.5°	7973.8	8040.4	8216.6	8354.3	8819.5	8987.8	9055.5	9074.7	9073.6	9091.6
15°	4953.4	5007.6	5130.7	5380.2	5663.6	5872.5	5901.9	5793.5	5699.8	5685.1
17.5°	3089.3	3067.8	3356.9	3630.1	3971.1	4079.5	3966.6	3842.4	3714.8	3641.4
20°	1854.0	1868.7	1966.9	2088.9	2364.4	2551.8	2434.4	2307.9	2175.8	2088.9
22.5°	1053.5	1069.3	1112.2	1175.4	1280.4	1450.9	1376.4	1248.8	1155.1	1116.7
25°	622.1	622.1	648.1	676.3	720.4	759.9	744.1	676.3	621.0	605.2
27.5°	403.1	399.7	408.7	422.3	442.6	444.9	426.8	406.5	378.3	368.1
30°	294.7	295.8	294.7	300.3	299.2	291.3	280.0	281.2	269.9	268.7
32.5°	239.4	240.5	240.5	239.4	233.7	221.3	213.4	221.3	219.0	216.8
35°	198.7	199.9	211.1	210.0	201.0	187.4	181.8	190.8	197.6	187.4
37.5°	171.6	172.8	181.8	186.3	175.0	166.0	159.2	167.1	177.3	166.0
40°	151.3	152.4	154.7	155.8	150.2	145.7	142.3	144.5	149.0	143.4
42.5°	133.2	132.1	133.2	132.1	125.3	127.6	125.3	121.9	125.3	120.8
45°	116.3	116.3	116.3	112.9	106.1	110.7	108.4	105.0	106.1	102.7
47.5°	106.1	106.1	106.1	101.6	96.0	96.0	97.1	91.5	92.6	91.5
50°	96.0	96.0	98.2	93.7	89.2	85.8	86.9	82.4	83.6	82.4
52.5°	88.1	88.1	88.1	85.8	82.4	80.2	77.9	75.7	74.5	73.4
55°	84.7	84.7	83.6	76.8	75.7	73.4	68.9	67.7	65.5	64.4
57.5°	79.0	79.0	77.9	72.3	67.7	67.7	61.0	59.8	56.5	56.5
60°	70.0	70.0	68.9	67.7	62.1	58.7	54.2	51.9	48.6	47.4
62.5°	66.6	66.6	64.4	58.7	57.6	51.9	47.4	42.9	40.6	38.4
65°	62.1	61.0	59.8	54.2	49.7	46.3	40.6	35.0	32.7	28.2
67.5°	55.3	55.3	54.2	49.7	45.2	39.5	33.9	29.4	23.7	20.3
70°	48.6	47.4	47.4	42.9	39.5	35.0	27.1	22.6	16.9	13.5
72.5°	40.6	40.6	39.5	36.1	33.9	30.5	23.7	18.1	11.3	9.0
75°	32.7	32.7	31.6	29.4	28.2	24.8	20.3	15.8	9.0	4.5
77.5°	27.1	26.0	26.0	23.7	22.6	20.3	16.9	12.4	6.8	3.4
80°	20.3	20.3	21.5	20.3	18.1	16.9	14.7	11.3	5.6	2.3
82.5°	14.7	14.7	15.8	15.8	15.8	14.7	14.7	11.3	5.6	1.1
85°	10.2	10.2	12.4	11.3	11.3	12.4	18.1	14.7	4.5	1.1
87.5°	5.6	5.6	5.6	4.5	4.5	5.6	6.8	5.6	2.3	1.1
90°	0.0	0.0	0.0	0.0	0.0	0.0	0.0	0.0	0.0	0.0

(END C



90°
90228.8
88658.2
84331.5
76862.4
67085.3
55977.1
45037.1
35202.5
27128.2
21556.0
16499.8
9106.3
5639.9
3630.1
2108.1
1121.2
602.9
368.1
267.6
212.3
185.2
164.9
141.1
120.8
102.7
91.5
82.4
73.4
63.2
56.5
45.2
37.3
27.1
20.3
13.5
7.9
4.5
2.3
1.1
1.1
1.1
1.1
0.0

OF REPORT)